

FUJITSU

AUSTRALIA'S FAVOURITE AIR®

MULTI
SYSTEM

AIR CONDITIONING
SOLUTIONS

ENERGY EFFICIENT | FLEXIBLE INSTALLATION | INNOVATIVE TECHNOLOGY
BACKED BY A 5 YEAR FULL PARTS & LABOUR WARRANTY

WHY CHOOSE FUJITSU?

AUSTRALIA'S FAVOURITE AIR®

Fujitsu General is a leading supplier of air conditioners in Australia, with a portfolio to suit both residential and commercial applications.

We focus all of our research and manufacturing strengths into air conditioners which has resulted in our extensive range of world-class, energy efficient, market-leading air conditioners.

Fujitsu General strives to consistently provide high quality, reliable products accompanied by superior customer service. To be 'Australia's Favourite Air®' means to be the best air conditioning company to deal with in Australia, not just a leading air conditioning brand.

That's why we're proud to say we are 'Australia's Favourite Air®'.

PEACE OF MIND

Fujitsu believe in the quality and reliability of every air conditioner we sell. This is why we're happy to provide a 5 year parts and labour warranty across the entire range.



FUJITSU CHANNEL PARTNER NETWORK

Fujitsu have a comprehensive network of retailers and dealers right across Australia. This ensures that there is a local stockist in your area to assist you in purchasing a Fujitsu air conditioning system for your home.

VOTED BY AUSTRALIANS AS THE 'MOST TRUSTED BRAND - AIR CONDITIONING CATEGORY 5 YEARS IN A ROW'

Fujitsu understands that our customers are investing in our brand and trusting that we will provide their family with a comfortable living environment all year round. Fujitsu is honoured to be voted Reader's Digest Most Trusted Brand in the Air Conditioning category 5 years in a row and awarded Best Rated Split System Air Conditioner by Finder.



EXCEPTIONAL AFTER SALES SERVICE

At Fujitsu, we pride ourselves on providing exceptional customer service. Fujitsu General Assist is our in-house customer care and technical support department which was implemented to deliver a high level of support and accessibility to our customers.



Fujitsu General Assist deploys Fujitsu trained technicians in Sydney, Melbourne, Brisbane, Adelaide and Perth and provides access to dedicated Service Agents in all other parts of Australia. These technicians are well equipped with the necessary tools and spare parts to enable them to resolve issues onsite, promptly. This offers customers a high first time fix rate and seamless experience.



MULTI SYSTEMS

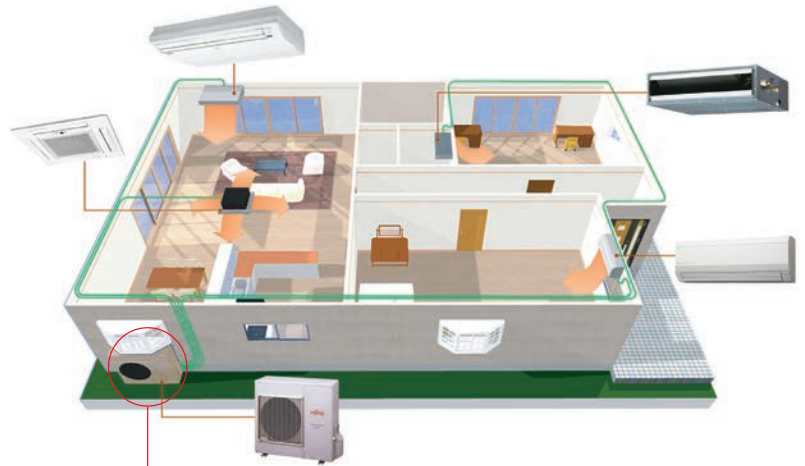
WHAT ARE MULTI SYSTEMS?

Multi System air conditioning is ideal where individual air conditioning units are required in more than one room, for example one for the bedroom and one for the living area and when a traditional ducted system may not be suitable due to the homes design.

A Fujitsu Multi System allows for a variety of up to six individual indoor air conditioning systems to be connected to just one compact outdoor unit.

Each individual air conditioning system can be controlled separately using an individual remote.

Multi Systems can be installed in a variety of applications from homes and offices to multi story buildings.

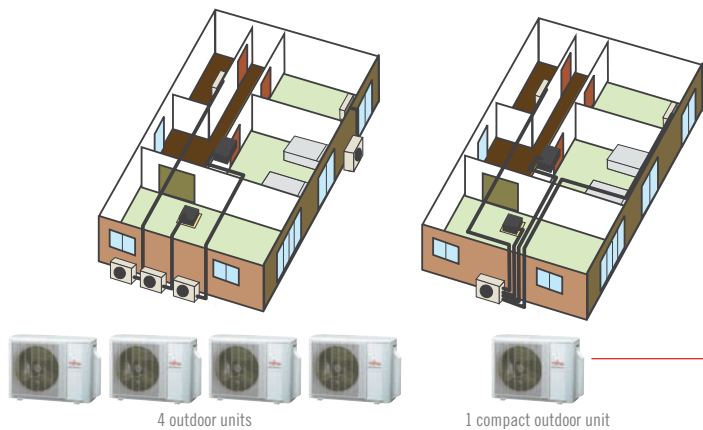


WIDE RANGE OF OPTIONS

The Fujitsu range includes 8 different indoor types and 15 different models ranging in capacity class from 2.0kW to 7.0kW. With such a wide range of options to choose from, there's a combination to suit almost any application.

FLEXIBLE INSTALLATION

Multiple indoor units can be connected to one outdoor unit rather than multiple outdoor units. This means greater installation flexibility and space saving options. Long pipe runs offer even greater choices for installation.





MULTI SYSTEMS

THE 5 AND 6 ROOM MULTI SYSTEMS

The Fujitsu General 5 and 6 room Multi Systems are easy and efficient to install whilst offering more flexibility to accommodate the diversity of modern home design. With just one unit installed outside, the 10kW unit has the capacity to cover two to five rooms, and the 12.5kW outdoor unit can have up to six indoor units connected.



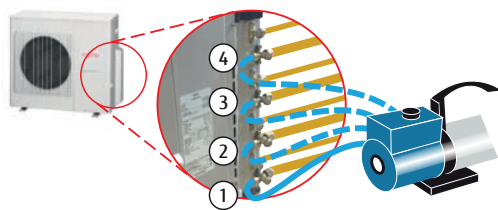
Central Controller (optional)

- Operation is simple with the optional large backlit LCD central controller
- The four-way navigation pad enables control of the indoor units individually or simultaneously
- Each unit can be monitored, and features such as economy mode, remote control prohibition or low noise mode settings can be activated from one central point


EASY INSTALLATION

Fitting the new systems has been made easier - a centralised valve allows vacuuming to be performed from one location. This reduces installation time on systems as previously the evacuation process had to be performed up to four times. Installation has been made simpler with the pipe connection location optimised, and a commissioning mode is inbuilt for automatic wiring and piping checks from the outdoor unit.


4 Rooms Multi System



5-6 Rooms Multi System




Automatic wiring and piping check



Automatic connection error repair

— : Wiring line
 - - - : Piping line



INDOOR UNITS

WALL MOUNTED - COMPACT CLASSIC

ASTG07/09/12LVCC

Available in three capacity sizes, this range of compact wall mounted indoor units are suitable for small and medium size bedrooms.



WALL MOUNTED - CLASSIC

ASTG18LFCA & ASTG24LFCC

These large capacity indoor units are suitable for living areas.



WALL MOUNTED - DESIGNER

ASTG09/14LUCB

Designed for small bedrooms, the Designer range of wall mounted indoor units are discreet and have a sleek modern finish to suit most decors.



FLOOR AND CEILING CONSOLE

ABTG18LVTA


Suitable for floor or ceiling installation, this model is designed for a medium to large living area.



SLIM DUCT

ARTG09/12LLL B & ARTG18LLTA

With 11 static pressure modes and a built in drain pump, these units are a great solution for a single room ducted system.



COMPACT CASSETTE

AUTG09/12LVLB AUTG18LVLA

These compact cassette models have a 3* way or 4 way air flow direction option. Designed for commercial spaces, these units are suitable for meeting rooms.



MID STATIC DUCT

ARTG24LMLC[^]

Compatible with AOTG36LBLA5 (5 room) and AOTG45LBLA6 (6 room) multi system outdoor units.




[^]Indoor serial numbers on the ARTG24LMLC models R114701 and above are multi system compatible.

*Requires an optional part: UTR-YDZB


OUTDOOR UNITS

3 ROOM SET-UP




AOTG24LAT3 C 6.80kW / 23,200 BTU/h H 8.00kW / 27,300 BTU/h

4 ROOM SET-UP




AOTG30LBT4 C 8.00kW / 27,300 BTU/h H 9.60kW / 32,800 BTU/h

5 ROOM SET-UP



AOTG36LBA5 C 10.00kW / 34,100 BTU/h H 12.00kW / 41,000 BTU/h

6 ROOM SET-UP



AOTG45LBA6 C 12.50kW / 42,700 BTU/h H 13.50kW / 46,100 BTU/h

FEATURES*

COMFORT FUNCTIONS



POWERFUL MODE

This mode will operate the air conditioner at maximum capacity for 20 minutes, providing comfort faster than ever before.



AUTOMATIC FAN SPEED

The micro processor automatically adjusts the airflow effectively to follow the changes of room temperature.



DOUBLE SWING AUTOMATIC

Complex swing action of the louvres enables the unit to swing automatically both horizontal and vertical directions.



10° C HEAT OPERATION

The room temperature can be set to go no lower than 10°C, ensuring that the room does not get too cold when not occupied.



RIGHT / LEFT SWING LOUVRE

The right / left louvre automatically swings in either direction.



AUTOMATIC LOUVRE

The position of the louvres is set automatically to match the operating mode. It is also possible to adjust the louvres using the remote control.



AUTO SHUT LOUVRE

The auto shut louvres close or open automatically when the unit stops or starts.



AUTO-CHANGEOVER

The unit automatically switches between heating and cooling modes based on the temperature setting and room temperature.



POWER DIFFUSER

An additional louvre that opens based on monitoring sensors to quickly enhance immediate comfort needs.



CONNECTABLE FRESH AIR DUCT

Allows introduction of fresh air to occupied space.



CONNECTABLE DISTRIBUTING DUCT

Systems are capable of attaching field-supplied branch ducts distributing the airflow.



UP / DOWN SWING LOUVRE

The up / down louvre automatically swings up and down.



AUTO RESTART

In the event of a temporary power failure, the unit will automatically restart in the same operating mode as before, once power supply is restored



FRESH AIR INTAKE

Fresh air can be taken in by a fan which can be connected using an external control unit.

CONVENIENCE FUNCTIONS



SLEEP TIMER

The micro-processor gradually changes the room temperature, allowing you to sleep comfortably at night.



PROGRAM TIMER

ON, OFF can be set up to 4 times in 1 day and up to 28 times in 1 week.



WEEKLY TIMER

Different ON-OFF times can be set for up to 7 days.



WEEKLY + SETBACK TIMER

Weekly + Setback timer can set temperature for two time spans and for each day of the week.



FILTER SIGN

Select appropriate intervals for displaying the filter sign on the indoor unit according to the estimated amount of dust in the air of the room.



ON-OFF TIMER

ON-OFF timer can be set to operate once every 24 hours.



LOW NOISE MODE

The compressor speed and the outdoor unit fan speed are limited to reduce the operational noise.



SUPER QUIET MODE

The indoor units fan can operate at a low speed to produce quieter operation.

*Note: not all features available on all models, please refer to features checklist on page 12.



ENERGY EFFICIENT FUNCTIONS



HUMAN SENSOR

The human sensor detects movement so that when occupants leave the room, the air conditioner switches into energy saving mode after 20 minutes should no movement be detected. When occupants re-enter the room, it returns to normal operation.



V-PAM

V-PAM inverter technology increases the maximum output of the compressor significantly and enables high power and high efficiency.



i-PAM

i-PAM inverter technology enables high output and high efficiency performance.



DEMAND RESPONSE

This product is designed to be compatible with Air Conditioning Demand Response program. When your electricity supplier activates one of the three modes, the air conditioner switches over to the appropriate operation.



ECONOMY MODE

The economy operation will save energy in heating, cooling and dry mode. Economy operation is set by pressing the button on the remote control.

CLEAN FUNCTIONS



LONG-LIFE ION DEODORISATION FILTER

The filter deodorises by powerfully decomposing absorbed odours using the oxidising and reducing effects of ion generated by the ultra-fine-particle ceramic.



WASHABLE PANEL

Dust which accumulates on the air conditioner can be easily cleaned with a damp cloth.



APPLE-CATECHIN FILTER

Fine dust, invisible mould spores and harmful microorganisms are absorbed onto the filter by static electricity and further growth is inhibited and deactivated by the polyphenol ingredient extracted from apples.



FEATURES CHECKLIST

FEATURES	ASTG09/14LUCB	ASTG07/09 /12LVCC	ASTG18LFCA ASTG24LFCC	ABTG18LVTA	AUTG09/12LVLB AUTG18LVLA	ARTG09/12LLLB ARTG18LLTA	ARTG24LMLC
COMFORT FUNCTIONS							
Powerful Mode	✓	-	-	-	-	-	-
Automatic Fan Speed	✓	✓	✓	✓	✓	✓	✓
Double Swing Automatic	-	-	✓	✓	-	-	-
10°C HEAT Operation	✓	✓	✓	✓	✓	#	#
Right / Left Swing Louvre	-	-	✓	✓	-	-	-
Automatic Louvre	✓	✓	✓	✓	-	*	-
Auto Shut Louvre	✓	✓	✓	-	-	*	-
Auto Changeover	✓	✓	✓	✓	✓	✓	✓
Power Diffuser	✓	✓	✓	✓	-	-	-
Connectable Fresh Air Duct	-	-	-	-	✓	-	-
Connectable Distributing Duct	✓	-	-	-	-	✓	✓
Up / Down Swing Louvres	✓	✓	✓	✓	✓	*	-
Auto Restart	✓	✓	✓	✓	✓	✓	✓
Fresh Air Intake	-	-	-	-	✓	-	-
CONVENIENCE FUNCTIONS							
Sleep Timer	✓	✓	✓	✓	✓	✓	✓
Program Timer	✓	✓	✓	✓	✓	✓	✓
Weekly Timer	✓	0	0	0	0	✓	✓
Weekly + Setback Timer	0	0	0	0	0	✓	✓
Filter Sign	✓	✓	✓	✓	✓	✓	✓
On-Off Timer	✓	✓	✓	✓	✓	✓	✓
Low Noise Mode	✓	-	-	-	-	-	-
Super Quiet Mode	✓	✓	✓	✓	✓	✓	✓
ENERGY EFFICIENT FUNCTIONS							
Human Sensor	✓	-	-	-	-	-	-
i-PAM / V-PAM Control	✓	✓	✓	✓	✓	✓	✓
Demand Response	^	^	^	^	^	^	^
Economy Mode	✓	✓	✓	✓	✓	✓	✓
CLEAN FUNCTIONS							
Long-life Ion Deodorisation Filter	✓	✓	✓	-	-	-	-
Washable Panel	✓	✓	✓	✓	✓	✓	✓
Apple-Catechin Filter	✓	✓	✓	-	-	-	-

o Optional feature when using a wired controller and communication kit where applicable. # Available when using a wireless remote only.

* Available when optional auto louvre grille kit is purchased. ^ Applicable for AOTG36LBLA5 and AOTG45LBLA6 outdoor units only.

SPECIFICATIONS & FEATURES

Products in this brochure contain R410A refrigerant. Please refer to specifications before installation and servicing this product. Only persons and / or companies qualified and experienced in the installation, service and repair of refrigerant products should be permitted to do so. The purchaser must ensure that the person and / or company who is to install, service or repair this air conditioner has qualifications and experience in refrigerant products.

Suitable access for warranty and service is required. Future improvements, specifications, designs of product and availability are subject to change without notice. Please check with your dealer.

ALL CAPACITY AND ENERGY EFFICIENCY RATINGS ARE BASED ON AS / NZS3823.2.

COOLING Indoor temperature 27°C DB / 19°C WB
Outdoor temperature 35°C DB

HEATING Indoor temperature 20°C DB
Outdoor temperature 7°C DB / 6°C WB

Running current is at rated conditions (AS3823) and does not include compressor start-up or variations in power supply and load conditions.

CONTROLLER OPTIONS

WIRED REMOTE CONTROLLER



UTY-RVNYN



UTY-RNNYN

WIRELESS REMOTE CONTROLLER



AR-RAH2E



AR-RAH1E



AR-REA1E

GROUP CONTROLLER



UTY-DMMYM

IR RECEIVER UNIT



UTY-LRHYM



SIMPLE REMOTE CONTROLLER



UTY-RSNYN

LINE UP

TYPE	MODEL	INDOOR UNITS						
		COMPACT CASSETTE	SLIM DUCT	WALL MOUNTED			FLOOR/CEILING	MID STATIC DUCT
				LVCC	LUCB	LFCC		
WIRED REMOTE CONTROLLER	UTY-RNNYN	○	A	○* ¹	○* ¹	○	○	A
	UTY-RVNYN	○	○	○* ¹	○* ¹	○	○	○
GROUP CONTROLLER	UTY-DMMYM	○* ²	○* ²	○* ²	○* ²	○* ²	○* ²	○* ²
WIRELESS REMOTE CONTROLLER	AR-RAH2E	-	-	A	-	A	A	-
	AR-RAH1E	A	-	-	-	-	-	-
	AR-REA1E	-	-	-	A	-	-	-
IR RECEIVER UNIT	UTY-LRHYM	-	○	-	-	-	-	○
SIMPLE REMOTE CONTROLLER	UTY-RSNYN	○	○	○* ¹	○* ¹	○	○	○

A Standard Accessory ○ Optional – Not applicable ○*¹ Optional Communication Kit is necessary for the installation
○*² Optional when used with 5 and 6 head multi outdoor systems

CONTROLLER FEATURES

These wireless remote controllers are easy to use with simple function settings and a variety of built in timers, energy saving options and a super quiet option.

AR-RAH2E / AR-RAH1E

FEATURES:

- 4 Timer modes available (ON / OFF / PROGRAM / SLEEP)
- Easy operation



AR-REA1E

FEATURES:

- 5 Timer modes available (ON / OFF / PROGRAM / SLEEP / WEEKLY)
- Easy operation



There are three available options of wired controllers to suit every application required. Easy and simple to use, they help to ensure you get the most out of your air conditioning system.

UTY-RVNYN

FEATURES:

- Backlit controller
- 4 Timer modes available (ON / OFF / WEEKLY / AUTO OFF)
- Set temperature range limitation
- Large easy to press keys
- Built in thermosensor



UTY-RNNYN

FEATURES:

- 3 Timer modes available (ON / OFF / WEEKLY AND SETBACK)
- Built in thermosensor



UTY-RSNNY

FEATURES:

- Backlit controller
- No timer options
- Easy to use

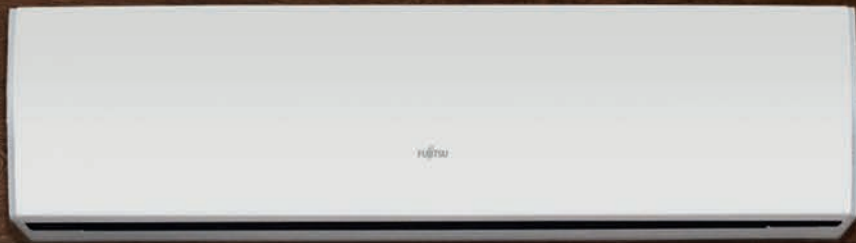


UTY-DMMYM (EXCLUSIVE TO 5 AND 6 MULTI SYSTEMS)

FEATURES:

- Control and monitor up to 6 units individually or simultaneously
- Remote control prohibition
- 2 weekly timer schedules with 4 daily commands
- Economy and low noise modes





PRODUCT SPECIFICATIONS

WALL MOUNTED - COMPACT CLASSIC

MODEL NUMBER		INDOOR UNIT			ASTG07LVCC	ASTG09LVCC	ASTG12LVCC
kW Class				kW	2.0kW Class	2.5kW Class	3.5kW Class
Power Source				V/PH/HZ	240 / 1 / 50	240 / 1 / 50	240 / 1 / 50
Sound Pressure Level	Cool	H/M/L/Q	dBA		36 / 33 / 29 / 23	36 / 33 / 29 / 23	38 / 35 / 31 / 23
	Heat				36 / 33 / 32 / 22	36 / 33 / 32 / 23	38 / 35 / 33 / 24
Airflow	Cool	H/M/L/Q	l/sec		178 / 156 / 128 / 100	178 / 156 / 128 / 100	194 / 175 / 139 / 100
	Heat				178 / 161 / 150 / 100	178 / 161 / 150 / 106	194 / 175 / 161 / 111
Net Dimensions		H x W x D		mm	293 x 790 x 225	293 x 790 x 225	293 x 790 x 225
Net Weight				kg	9.5	9.5	9.5
Pipe Size		Liquid / Gas		mm	Ø6.35 / Ø9.52	Ø6.35 / Ø9.52	Ø6.35 / Ø9.52



WALL MOUNTED - CLASSIC

MODEL NUMBER		INDOOR UNIT			ASTG18LFCA	ASTG24LFCC
kW Class				kW	5.0kW Class	7.0kW Class
Power Source				V/PH/HZ	240 / 1 / 50	240 / 1 / 50
Sound Pressure Level	Cool	H/M/L/Q	dBA		43 / 37 / 33 / 26	49 / 42 / 37 / 33
	Heat				42 / 37 / 33 / 25	48 / 42 / 37 / 33
Airflow	Cool	H/M/L/Q	l/sec		250 / 206 / 172 / 153	311 / 250 / 206 / 172
	Heat				250 / 206 / 172 / 153	306 / 250 / 206 / 172
Net Dimensions		H x W x D		mm	320 x 998 x 238	320 x 998 x 238
Net Weight				kg	14	14
Pipe Size		Liquid / Gas		mm	Ø6.35 / Ø12.7	Ø6.35 / Ø15.88



WALL MOUNTED - DESIGNER

MODEL NUMBER		INDOOR UNIT			ASTG09LUCB	ASTG14LUCB
kW Class				kW	2.5kW Class	4.0kW Class
Power Source				V/PH/HZ	240 / 1 / 50	240 / 1 / 50
Sound Pressure Level	Cool	H/M/L/Q	dBA		36 / 32 / 28 / 21	41 / 36 / 33 / 25
	Heat				36 / 32 / 28 / 21	41 / 36 / 34 / 27
Airflow	Cool	H/M/L/Q	l/sec		167 / 153 / 131 / 92	197 / 178 / 158 / 108
	Heat				167 / 153 / 131 / 92	197 / 178 / 164 / 119
Net Dimensions		H x W x D		mm	282 x 870 x 185	282 x 870 x 185
Net Weight				kg	9.5	9.5
Pipe Size		Liquid / Gas		mm	Ø6.35 / Ø9.52	Ø6.35 / Ø12.7



FUJITSU - COMMUNITY

SPORTING CHANCE

Fujitsu General Australia is extremely proud to be a major sponsor of the Sporting Chance Cancer Foundation.

Established in 1996 by a number of high profile Australian sports men and women, including Fujitsu General's longstanding ambassador Mark Taylor, Sporting Chance is a not-for-profit organisation that helps provide home support and care to children with cancer.

To date, Fujitsu General has donated more than \$9.5M to this worthy cause, with a percentage of sales from Fujitsu's air conditioning units going towards the funding of outreach programs and exploring better ways to treat and overcome cancer.

This support has enabled the Sporting Chance Cancer Foundation to fund nurses across Australia allowing children to receive improved cancer care closer to home. This funding also allows for remote treatment and care for families, and considerably reduces the time spent travelling to and from the nearest hospital, which could be thousands of kilometres from home.

Sporting Chance initiatives allow families to spend more quality time at home together, while still having access to the appropriate care for their child.

Fujitsu General is dedicated to the ongoing support of the Sporting Chance Cancer Foundation and its commitment to improving the cancer care available for children, as well as research and new treatment developments.







If you are looking for an air conditioner that you can trust to keep you comfortable all year round, my advice is to look no further than a Fujitsu.

They are efficient, effective, and beautifully designed, I should know, I bought one myself.

So for an air conditioner you can trust, go with the name you know, **Fujitsu, It's Australia's Favourite Air®.**



Mark Taylor

FUJITSU GENERAL AUSTRALIA
ABN 55 001 229 554 • A SUBSIDIARY OF FUJITSU GENERAL LIMITED

fujitsugeneral.com.au
email: contact@fujitsugeneral.com.au
Ph: 1300 882 201



Proud supporters of:



For every air conditioner sold, a donation is made to the Sporting Chance Cancer Foundation.